

Bank Station Exits Guide




9 Poultry

Here, one numbered exit leads to steps up and then also a separate exit, so this is really two exits



8 Walbrook

Exit No.8 takes you to Walbrook, but don't get this confused with the major new separate gateline that is in a building further down the street known as the 'Walbrook Entrance'



New Walbrook Entrance

This is a new entrance and gateline that opened in 2019 as provides lift access down to the Waterloo & City line



7 Mansion House Place

Innocuous looking exit No.7 doesn't have a roundel on it and might just be Bank's least-used exit but it is there, on the south side tucked down this tiny street.




1 Cheapside

On the North West corner of Bank station is the exit for Cheapside. It is numbered inside the Tube Station as one exit, but actually splits into two separate staircases, so is two exits.



2 Princes Street / Threadneedle Street

Similar to No. 1, this is numbered as one exit below ground, but splits into two separate staircases to the street, so what you might count as one number is actually two ways in and out.



3/4 Royal Exchange

There are two numbered exits here, separate but both leading up to outside the Royal Exchange.



5 Cornhill

On the South East corner that also exits to King William Street, this a single numbered exit that also splits into two separate staircases taking you up to street level.



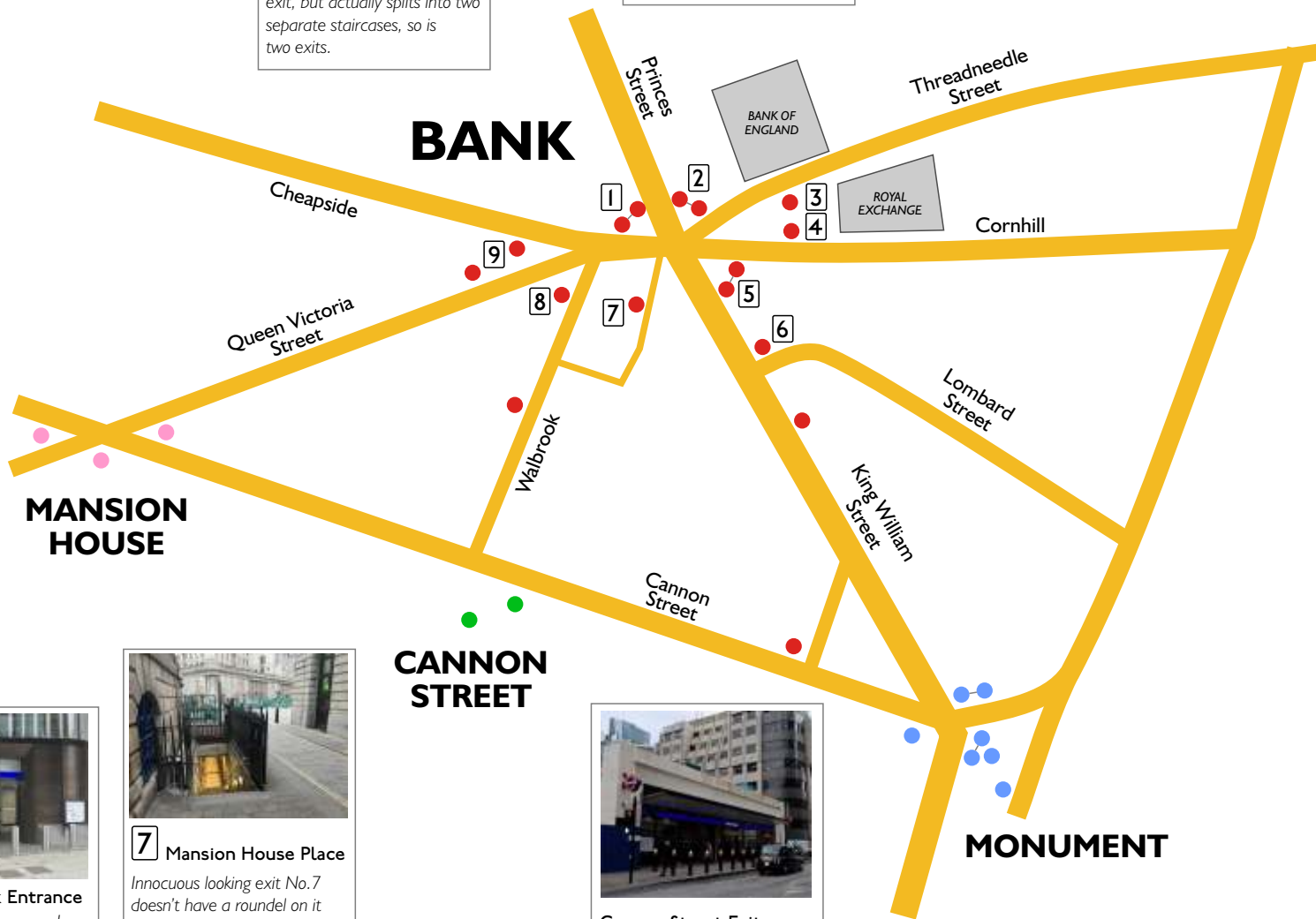

6 Lombard Street

This exit gives you direct access to the lift and non-spiral staircase that takes you straight down to the Northern Line platforms. Don't use this as an entrance for the Central Line.



DLR Lift on King William Street

When the DLR was built all stops had to have step-free access so this lift entrance was built and is still in use, you have to press a button on an intercom for someone to give you access to use the lift

Cannon Street Exit

The newest addition to Bank station, providing full step-free access with lifts.